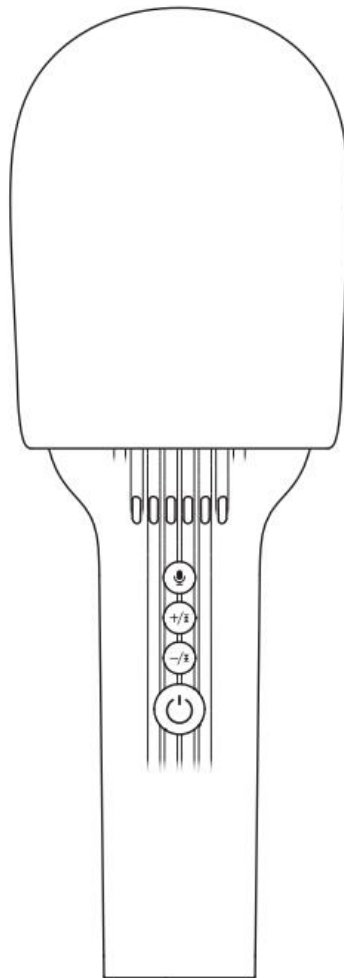


FOREVER

SINGit





BLUETOOTH MICROPHONE & SPEAKER

BMS-500



Thank you for buying the Forever brand product. Before use, read this instruction manual and keep it for future reference. Do not open the device on your own – any repairs should be carried out by a serviceman. Only use original parts and accessories supplied by the manufacturer. The device should not be exposed to direct sunlight, fire or other heat sources. We hope that Forever will meet your expectations.

Device control:

	<p>Short press: 1/ 2/ 3/ 4 magic sound</p> <p>Long press: Vocal mute function</p> <p>Double click: Mode switch</p>
	<p>Short press: Microphone volume up/ reverb up</p> <p>Long press: Accomp volume up</p> <p>Double click: Next song</p>
	<p>Short press: Microphone volume down/ reverb down</p> <p>Long press: Accomp volume up</p> <p>Double click: Prev song</p>
	<p>Short press: Play/pause</p> <p>Long press: Turn on/ turn off</p> <p>Double click: Reverb/microphone (adjustment mode)</p> <p>Triple-click: Forced pairing mode</p>

* The device distinguishes between vocals and background music and mutes them so that the user's vocals can be heard better. Note: If the song being played is of poor quality or has very similar vocal and musical tracks, the function may not work properly.

Charging:

Connect the device with the USB-C charging cable included in the set. Then connect the USB cable to a power source. The charge LED next to the connector will glow red while charging.

Turning the device on / off:

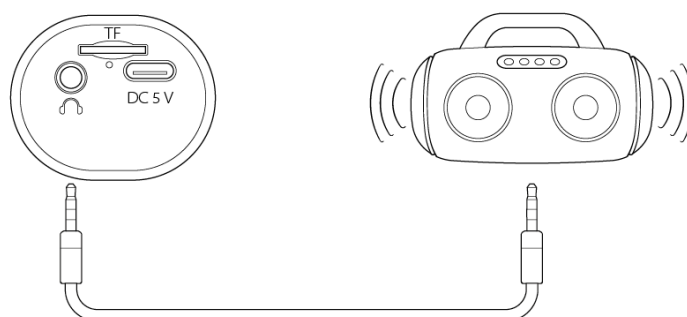
To turn the device on, hold down the on button until you hear a characteristic sound. To turn off the device, repeat this step.

Device pairing:

1. Turn on the device
2. Search for a new device. The device in the list will appear as "BMS-500"
3. Select a device from the list and pairing will start

Playing sound through an external speaker:

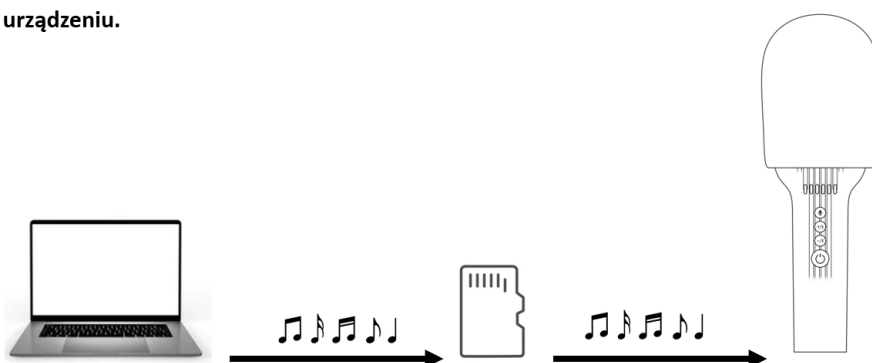
To play the sound through an external speaker (e.g. with more power), just connect the microphone through the AUX out connector to the AUX input connector in the additional speaker (not in set).



Bluetooth song playback / memory card:

You can play songs by connecting the microphone to another device with Bluetooth function. Or record your favorite songs on a memory card and install it to the device (slot shown in the picture above).

w urządzeniu.



The maximum radiated radio frequency power in the frequency range	
Frequency range	Bluetooth 2402-2480 MHz
Transmit power	-7,06 dBm (EIRP)

Proper disposal of used equipment



This device is marked with a crossed-out garbage container symbol, in accordance with the European Directive 2012/19/EU on Waste Electrical and Electronic Equipment (WEEE). Products marked with this symbol should not be disposed of or discarded with other household waste at the end of their service life. The user is obliged to dispose of waste electrical and electronic equipment by delivering it to a designated point, where such hazardous waste is recycled. The collection of this type of waste in separate locations and the proper recovery process contributes to the conservation of natural resources. Proper recycling of waste electrical and electronic equipment is beneficial to human health and environment. For information on where and how to dispose of used electronic equipment in an environmentally safe manner, the user should contact the relevant local authority, the collection point or the point of sale where the equipment was purchased.

Proper disposal of used battery



In accordance with EU Directive 2006/66/EC, as amended by Directive 2013/56/EU on the disposal of batteries, this product is marked with a crossed-out garbage container symbol. This symbol means that the batteries used in this product should not be disposed of with ordinary household waste, but handled in accordance with the directive and local regulations. Do not dispose of batteries with unsorted municipal waste. Battery users must use available collection network for these items, that allows for their return, recycling and disposal. Within the EU, the collection and recycling of batteries is governed by separate procedures. To learn more about existing battery recycling procedures in your area, contact your city hall, waste management agency or landfill.

Declaration of Conformity with European Union Directives

TelForceOne S.A. hereby declares that the BMS-500 KARAOKE BLUETOOTH MICROPHONE is in compliance with Directive 2014/53/EU. The full text of the EU Declaration of Conformity is available at the following web address: <http://manual.forever.eu/BMS-500>